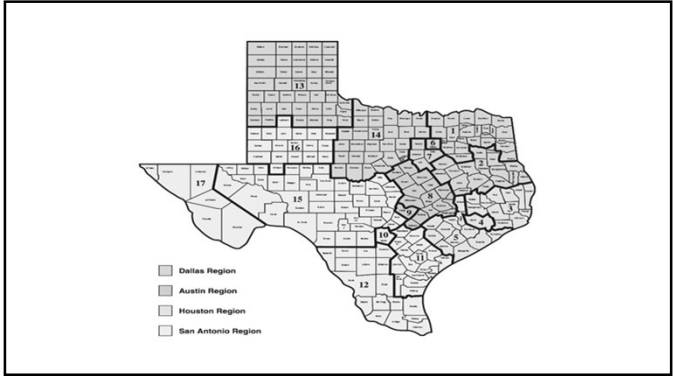


TEXAS ATTORNEY GRIEVANCE SYSTEM Overview

1



2

Office of Chief Disciplinary Counsel ("CDC")

- Administers the attorney discipline system
- Screens, investigates and litigates allegations of professional misconduct
- Represents the Commission for Lawyer Discipline (CFLD) in litigation
- Accountable to CFLD
- Responsible for ethics helpline, judgment compliance, diversion program (GRP), and certificates of good standing

3

Commission for Lawyer Discipline ("CFLD")

- Permanent committee of the State Bar
- 12 volunteer members:
 - 6 attorneys appointed by Bar president
 - 6 public members appointed by Supreme Court
- Client for all disciplinary proceedings that reach litigation
- Reviews structure, function, and effectiveness of the discipline system
- Monitors and evaluates Chief Disciplinary Counsel

4

Board of Disciplinary Appeals ("BODA")

- Adjudicatory body composed of 12 attorneys appointed by the Supreme Court
- Trial Court
 - Compulsory, Reciprocal, Disability
 - Revocation from judgments entered by Evidentiary Panels (grievance committees)
- Appellate Court
 - Classification decisions
 - Evidentiary Panel judgments

5

District Grievance Committees

- State geographically divided into 17 disciplinary districts which mirror the Bar Districts
- ≈ 380 volunteer grievance committee members
- Nominated by Board of Directors
- Appointed by SBOT President
- Act through panels assigned by Committee Chair
- 2/3 attorney members: 1/3 public members
- Responsible for conducting Summary Disposition Hearings, Investigatory Hearings, and Evidentiary Hearings

6

CDC Stats					
	22-23	21-22	20-21	19-20	18-19
Grievances Filed	8,472	7,175	7,007	7,505	8,015
Classified as complaints	2,520	1,928	1,946	2,202	2,315
Dismissed as inquiries	5,562	4,997	4,870	5,123	5,561
Elections	178	271	225	238	364
Total number of complaints resolved with discipline	397	559	459	497	589
Total number of disciplines (final sanctions):	316	400	372	402	414
Disbarments	24	21	18	20	14
Resignations	17	27	15	9	17
Suspensions	90	120	123	142	152
Public Reprimands	35	39	36	39	32
Private Reprimands	92	94	100	106	124
Grievance Referral Program	58	99	80	86	75

7

FY 22-23 Stats at a Glance

- Number of dismissed grievances appealed to BODA: 1,169
- Number of dismissal appeals reversed by BODA: 70
- Number of cases presented to Summary Disposition Panels: 1,661
- Number of cases dismissed by SDPs: 1,654
- Number of cases presented to Investigatory Panels: 335
- Number of cases settled through IVH: 189

8

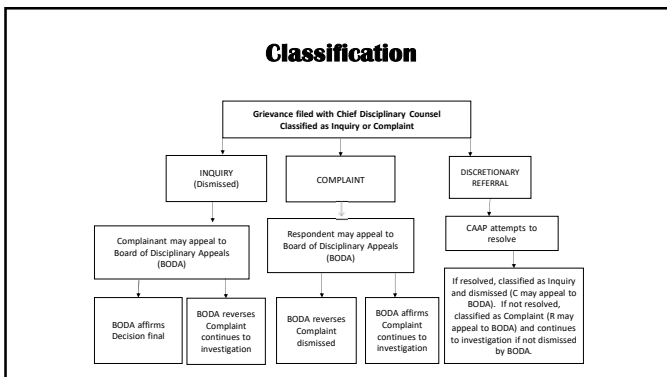
FY 22-23 Stats at a Glance

- Number of respondents electing or defaulting into evidentiary: 159
- Number of respondents electing district court: 19
- Number of district court hearings conducted: 11
- Number of district court settlements: 11
- Number of Evidentiary Hearings: 68
- Number of settlements at Evidentiary stage: 54

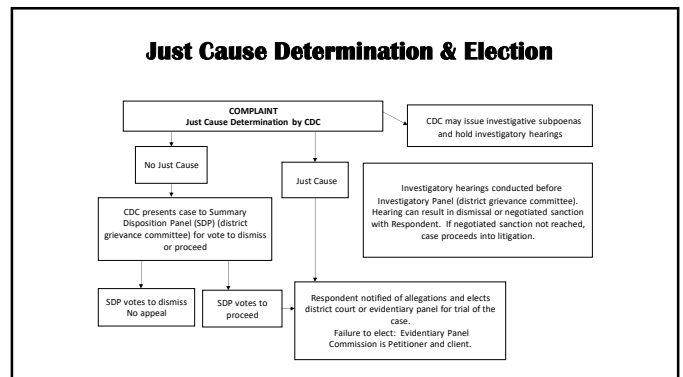
9

Grievance Procedure

10



11



12

