

AMARILLO POLICE DEPARTMENT

Pursuit Analysis:

First Quarter 2012



AMARILLO POLICE DEPARTMENT PURSUIT ANALYSIS 2

Captain Harris,

I reviewed the pursuit stats for the First Quarter of 2012. As expected, and conforming to known trends, First Shift is involved in the majority of the pursuits for our Department (15 for the First Quarter). They accounted for **(68%)** of the First Quarter 2012 pursuits.

Second shift accounted for 5% (1) of the First Quarter 2012 total.

Third shift has accounted for 18% (4) of the First Quarter 2012 total.

TAC squad has accounted for 9% (2) of the First Quarter 2012 total.

There were **(2)** accidents during pursuits in the First Quarter of 2012. This accounted for **(9%)** of the pursuits.

The longest pursuit in the First Quarter 2012 lasted **10 minutes** (5%). Five pursuits lasted 0-1 minute (23%). Six pursuits lasted 2 minutes (27%). Six pursuits lasted for 3-5 minutes (27%); and there were four pursuits in the 6-9 minute range (18%).

During the First Quarter of 2012, Traffic was given (64%) of the time as a reason to pursue. Felony suspects were given (18%) of the time as a reason to pursue. Misdemeanor suspects were given (9%) of the time as a reason to pursue; and Suspicion was give (9%) of the time as reason to pursue. For the First Quarter 2012, Traffic and Felony accounted for a combined **(82%)** as a reason to pursue.

During the First Quarter of 2012, pursuits were allowed to continue (74%) of the time as compared to (57%) of the time for the First Quarter 2011. This is an **increase of (17%)** from this same time frame last year. Supervisors terminated pursuits (13%) of the time as compared to (14%) of the time in 2011. This is a **comparable figure** in the cancelling of pursuits by supervisors. Officers terminated the pursuits (13%) of the time in the First Quarter 2012. This is a decrease in percentages from the First Quarter 2011 statistics where officers terminated (29%) of pursuits.

There were **(4)** incidents of spike deployment this Quarter. This is up **(84%)** from the First Quarter 2011.

Arrests were made in (86%) of the First Quarter 2012 pursuits. This reflects a **(15%) increase** as compared to the First Quarter of 2011 where an arrest was made in (71%) of the pursuits.

Please let me know if I need to provide any further information.

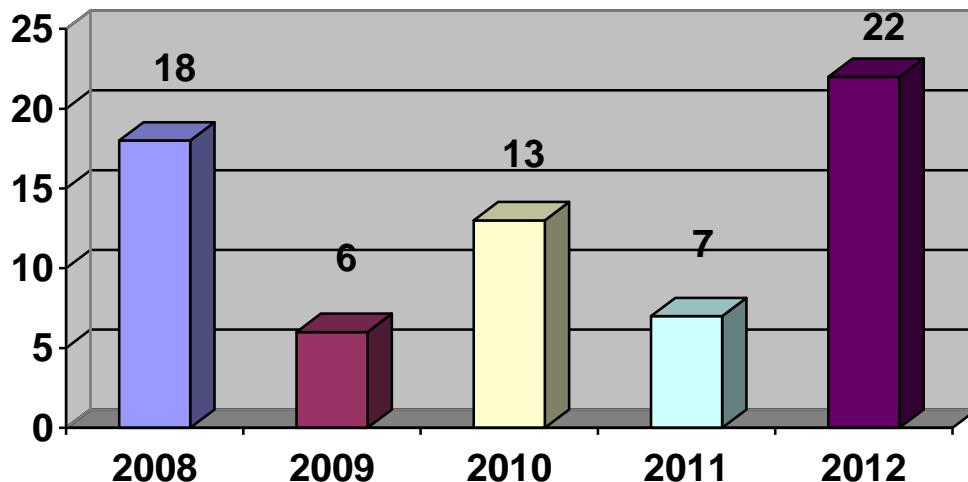
Thank you,

Cpl. Robert Gabel
Amarillo Police Department
Training & Personnel
Office of Professional Standards
Off: (806) 378-6127
Fax: (806) 378-9481
Email: robert.gabel@amarillo.gov

First Quarter 2012 / An Overview:

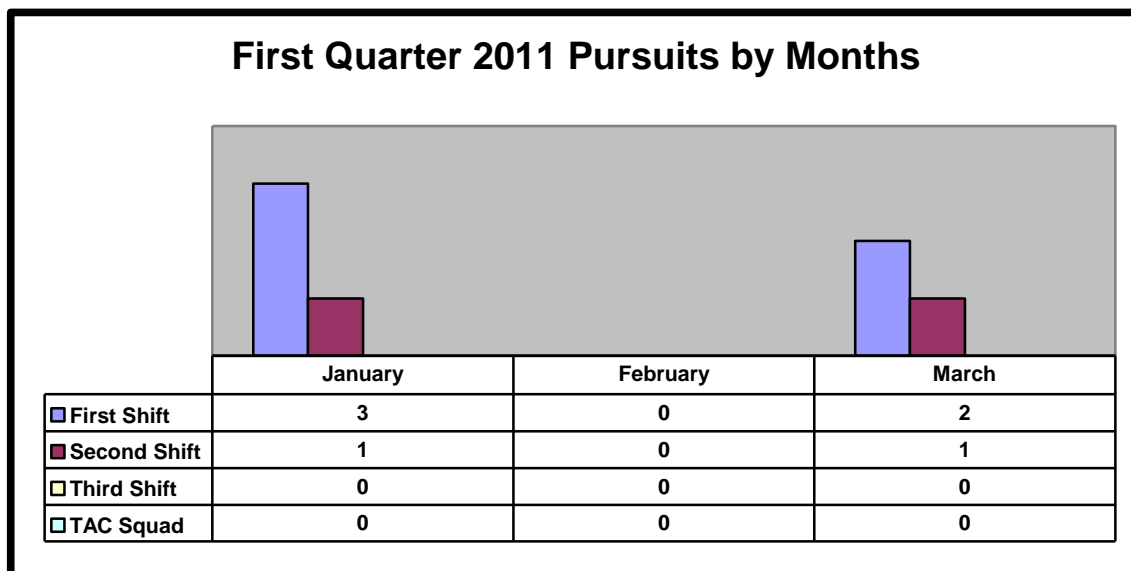
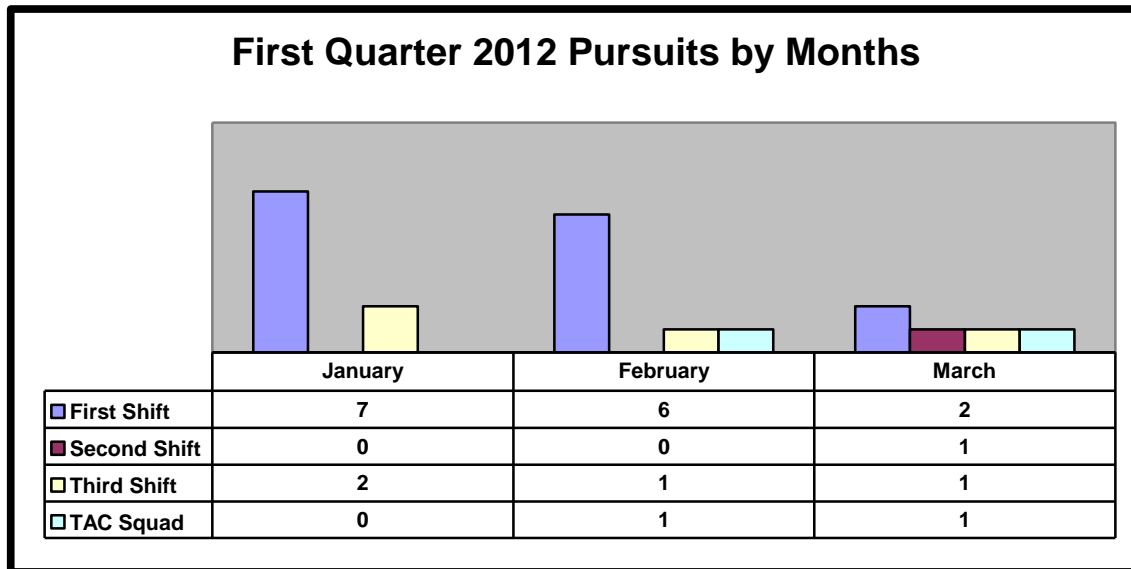
- There were **22** pursuits during the First Quarter of 2012. This number compares to 7 in the First Quarter of 2011.
- The overall trend for First Quarter pursuits (22) is **higher** compared to the previous five-year First Quarter average of 13 pursuits.
- The percentage of First Quarter arrests made after pursuits **increased** by 15%. **Felony pursuits increased by 18% as a reason to pursue** from the First Quarter 2011.
- Discipline occurred in **32%** (7) of the pursuits as compared to **29%** (2) from the First Quarter 2011. Discipline in the First Quarter 2012 was limited to counseling (6) and suspension (1). In the First Quarter 2011, discipline consisted of counseling only (2).
- 19 suspects were identified out of 22 pursuits.
- 30 different officers were involved with pursuits in the First Quarter 2012. The statistics of those officer's historical involvements in pursuits as a primary or secondary officer are: 21 have 1-5 pursuits, 5 have 6-10 pursuits, and 4 have had **11** or more pursuits since employment.

First Quarter Total Pursuits

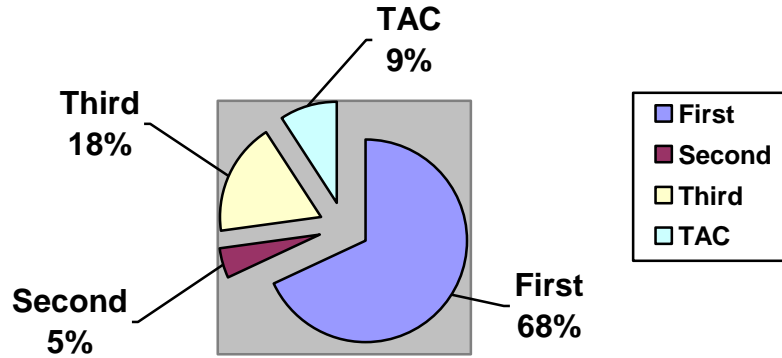


Breakdown of the First Quarter 2012:

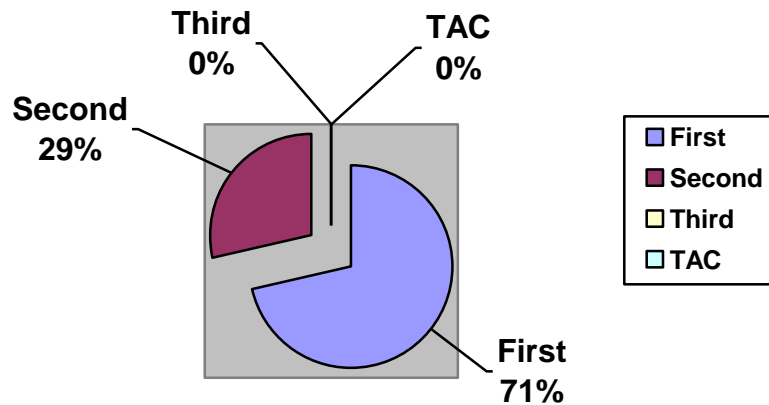
- Total – **22**
- First Shift - 15
- Second Shift - 1
- Third Shift – 4
- TAC - 2



2012 First Quarter Total



2011 First Quarter Total



Officers with 2 or more pursuits:

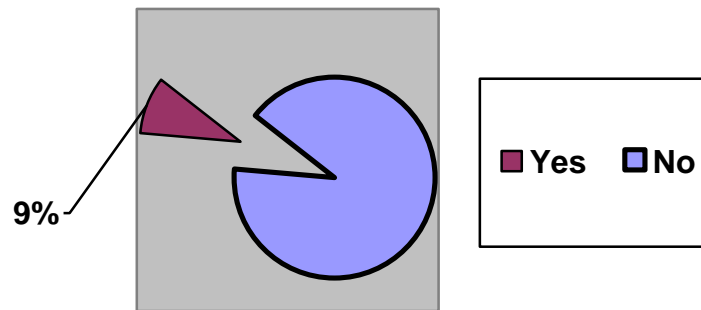
Four officers had more than a single pursuit the First Quarter 2012:

Officer Daniel Treadwell was involved in **four** pursuits; all as the primary officer.
Officer Abel Mendoza was involved in two pursuits; both as the primary officer.
Officer Kevin Korinek was involved in two pursuits; both as the primary officer.
Officer Chris Padron was involved in two pursuits; one as the primary and one as the back-up officer.

Accidents First Quarter 2012

- Number of Accidents – (2) or 9% of the time.

First Quarter Accidents 2012



Accidents with Citizen Injuries:

First Quarter 2012

- 0 or 0% of the time

Accidents with Officer Injuries:

First Quarter 2012

- 0 or 0% of the time

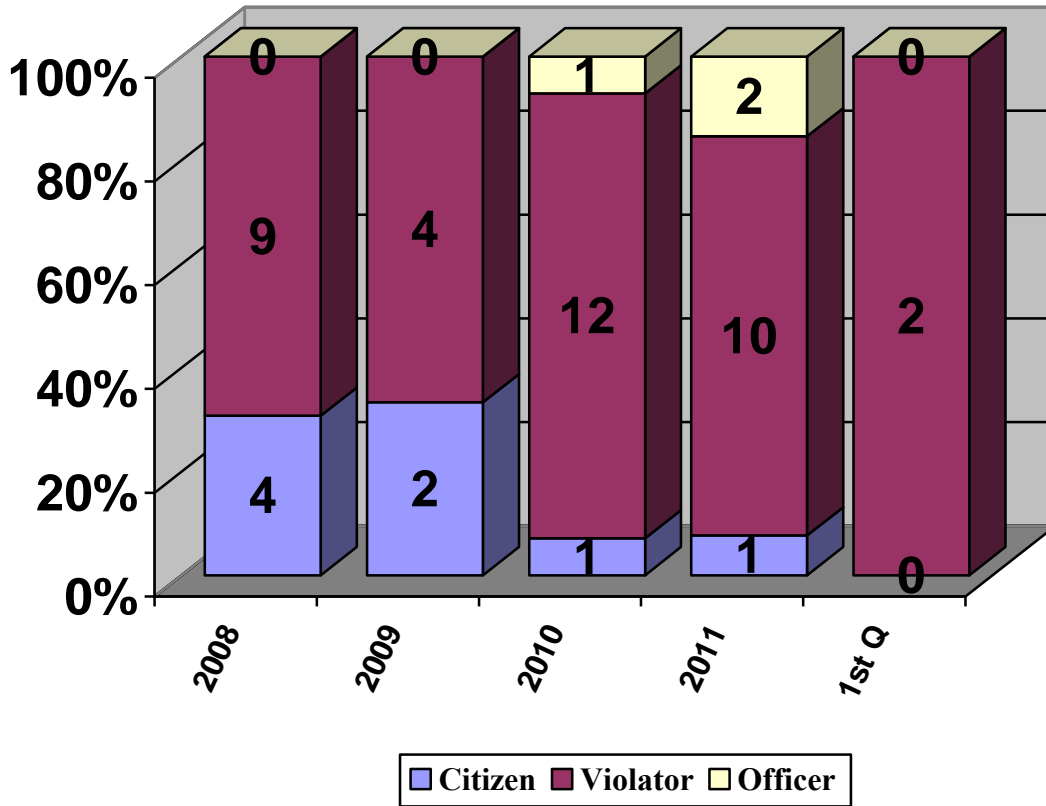
Accidents with Violator Injuries:

First Quarter 2012

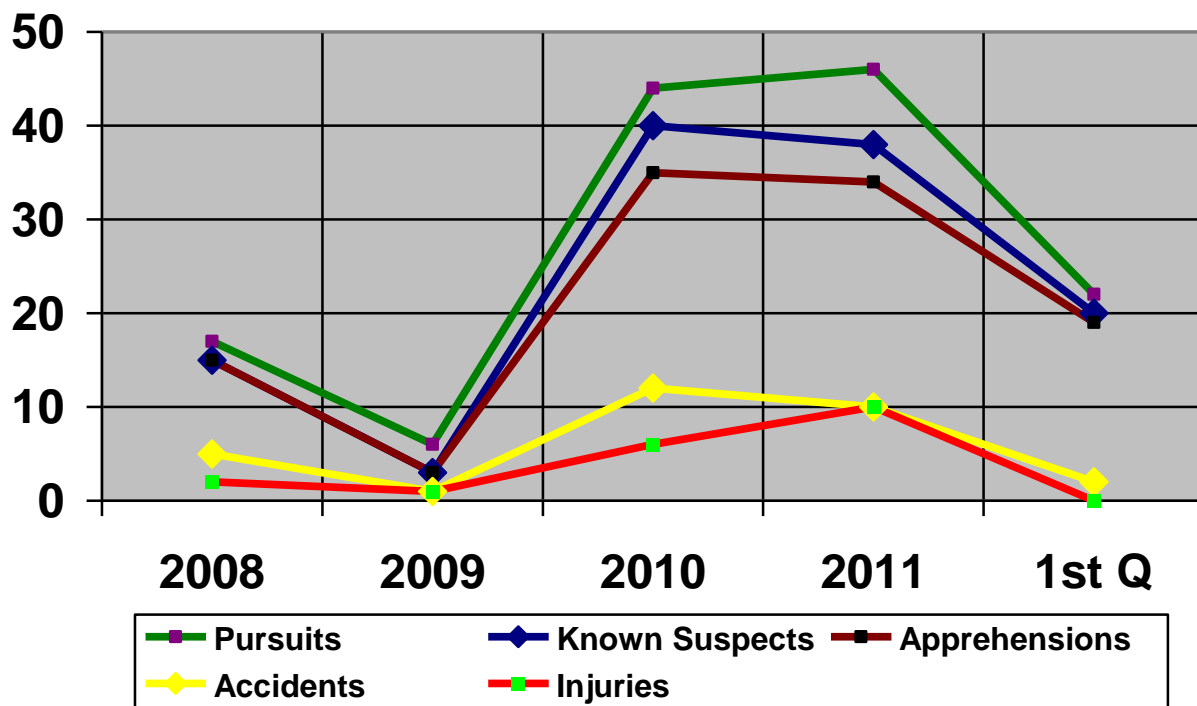
- 0 or 0% of the time

AMARILLO POLICE DEPARTMENT PURSUIT ANALYSIS 7

Yearly Pursuit Accidents Compared to the Current Quarter



Yearly against 2012 1st Quarter Trend Comparisons

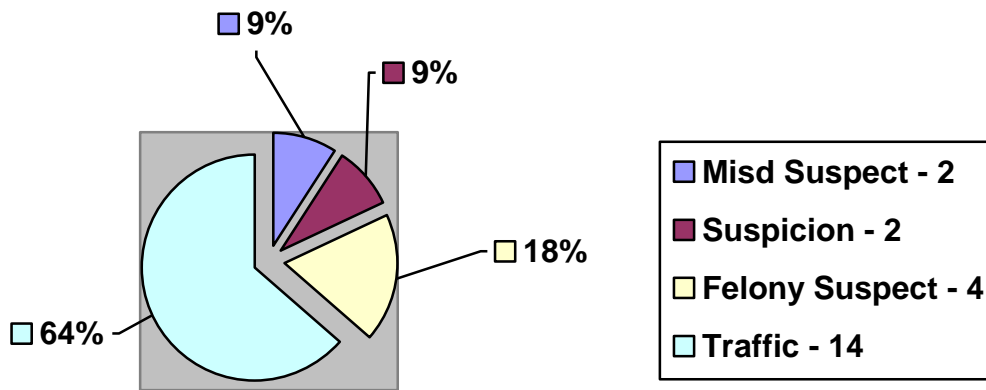


Pursuits Initiated by Reason

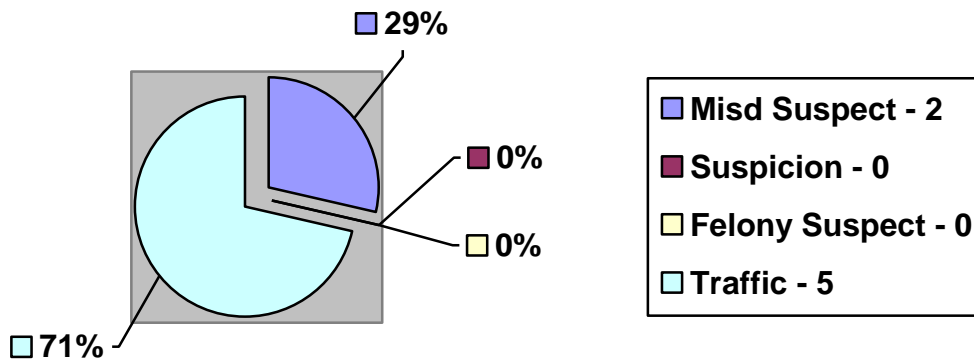
First Quarter 2012:

- Misdemeanor Suspect – (2) or 9%
- Suspicion – (2) or 9%
- Felony Suspect – (4) or 18%
- Traffic – (14) or **64%**

Reason Initiated First Quarter 2012



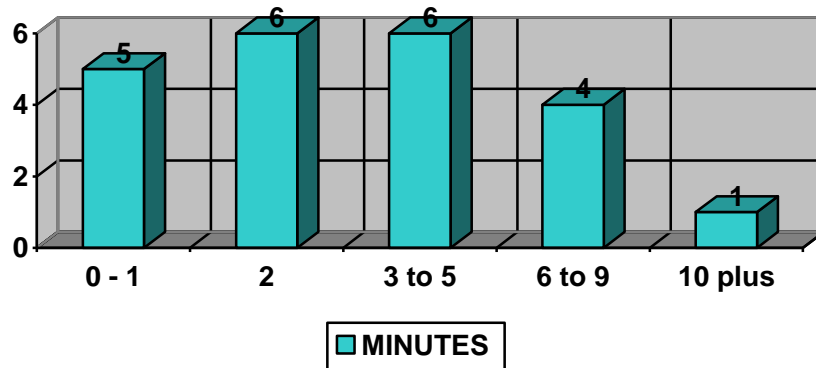
Reason Initiated First Quarter 2011



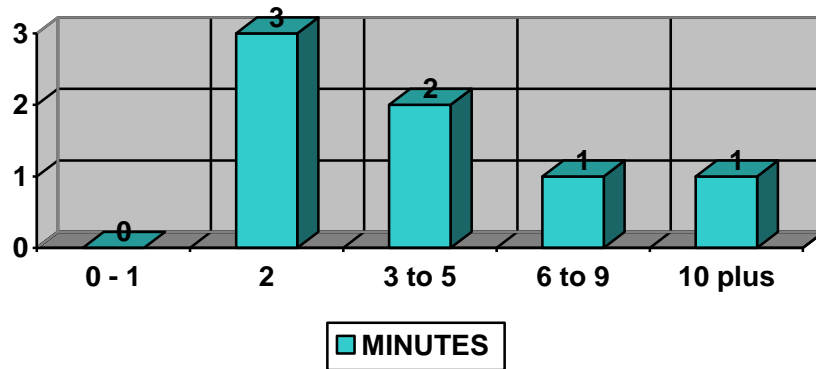
PURSUIT TIMES:

*The longest pursuit during First Quarter 2012 lasted **10** minutes.

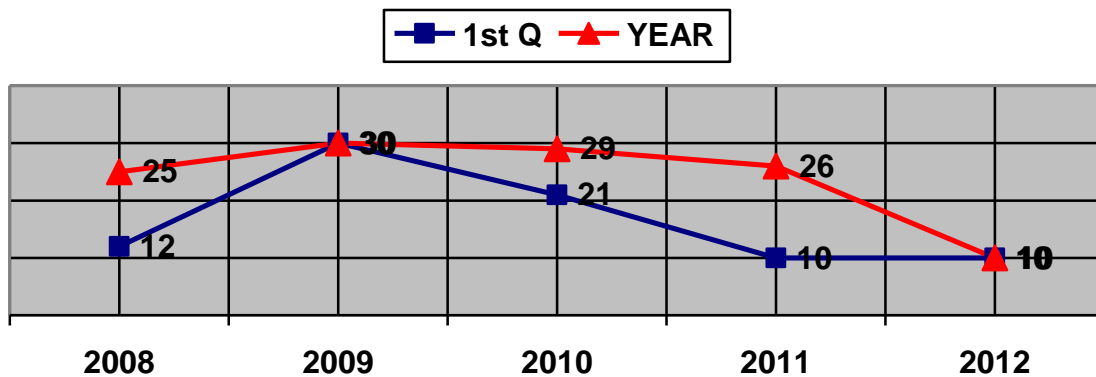
Pursuits Times 1st Quarter 2012



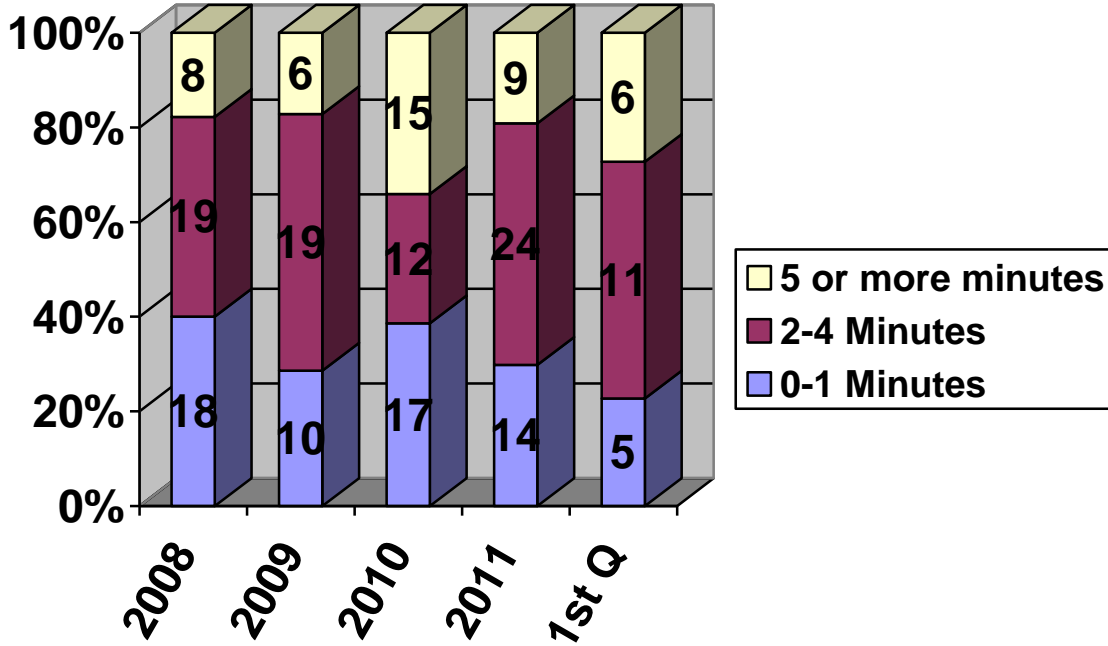
Pursuits Times 1st Quarter 2011



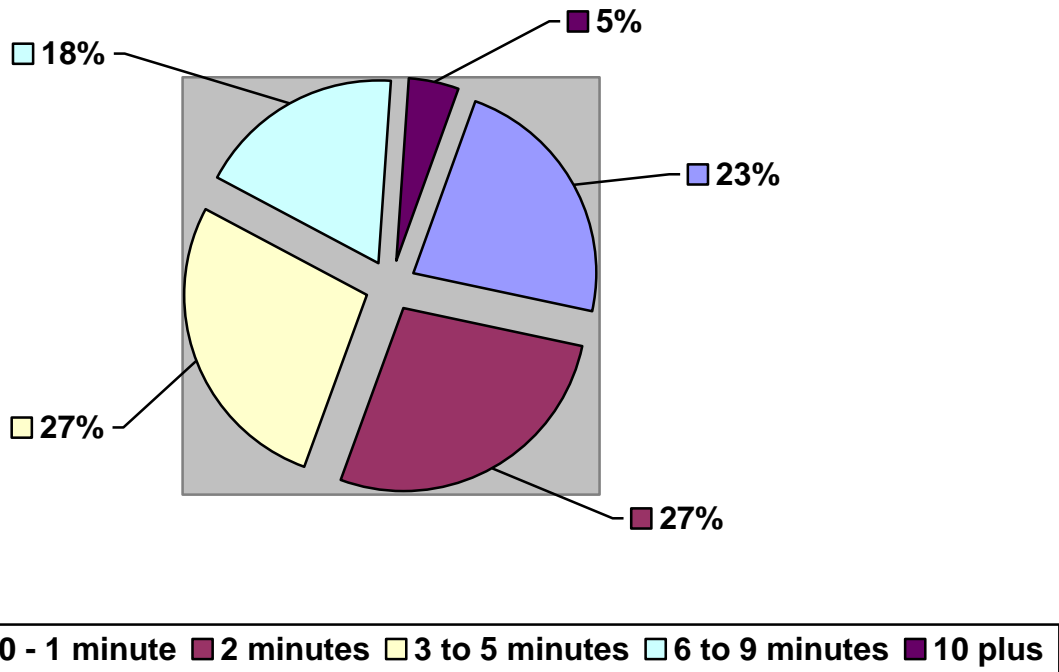
Longest Pursuit Durations for the Quarter compared to the Longest Pursuit for that Year



Yearly Pursuit Times Compared Against 1st Quarter



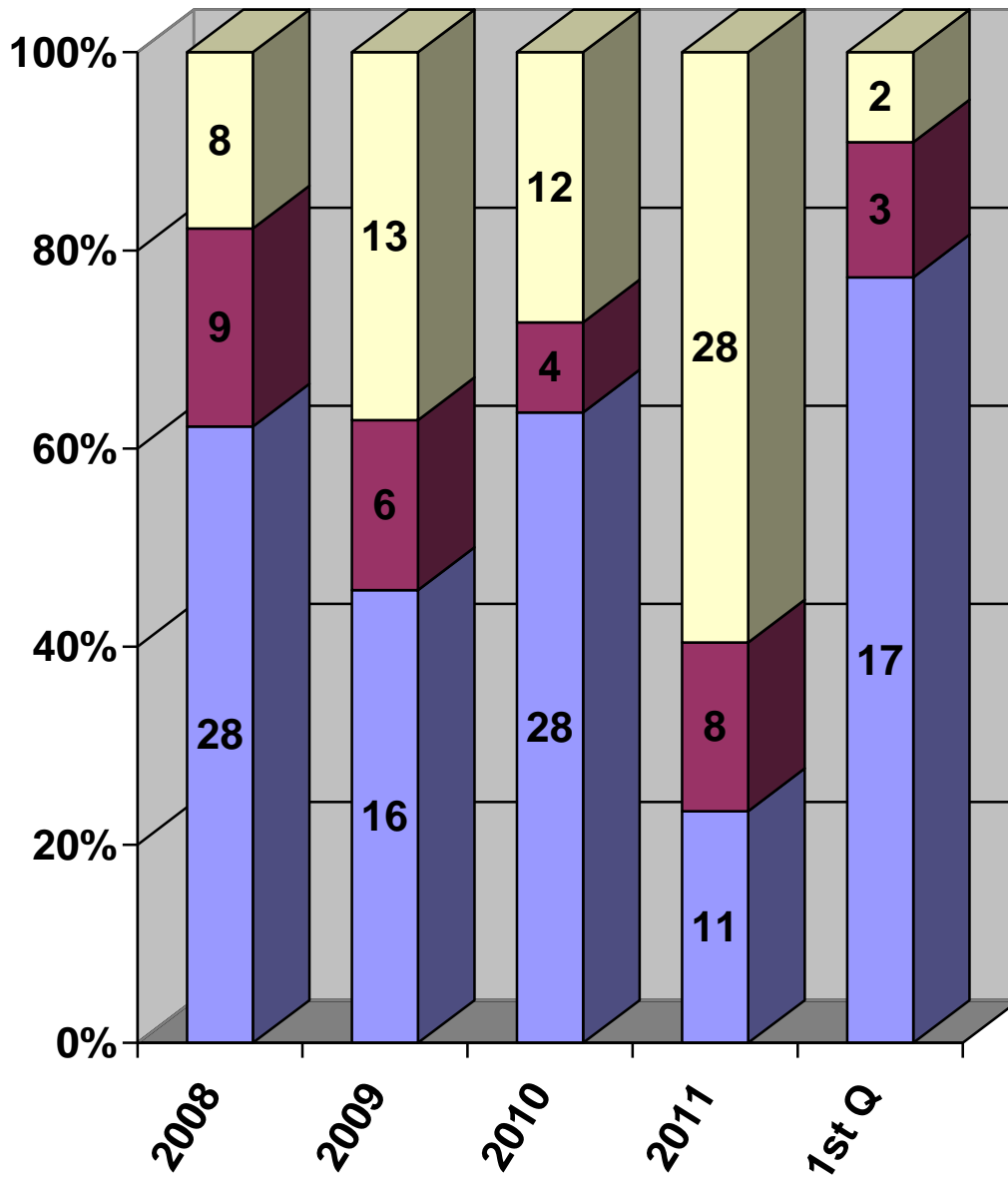
Time Percentages for Firstst Quarter 2012



YEARLY PURSUIT TERMINATIONS

As compared to current quarter

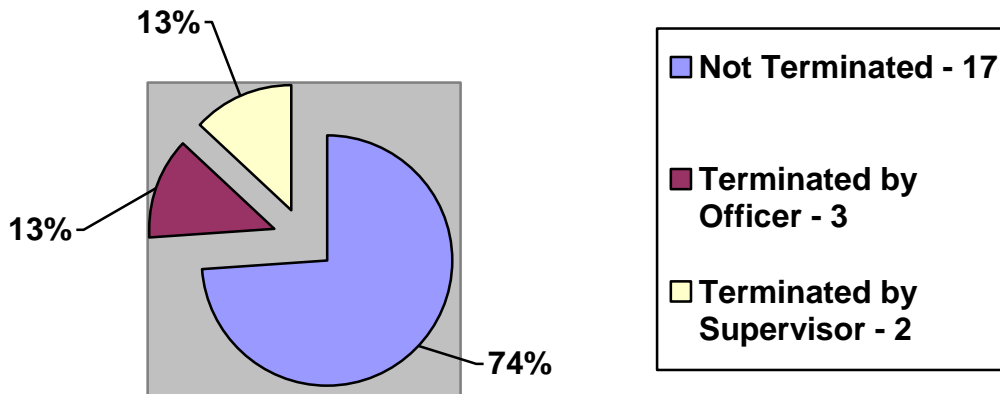
Not Terminated By Officer By Supervisor



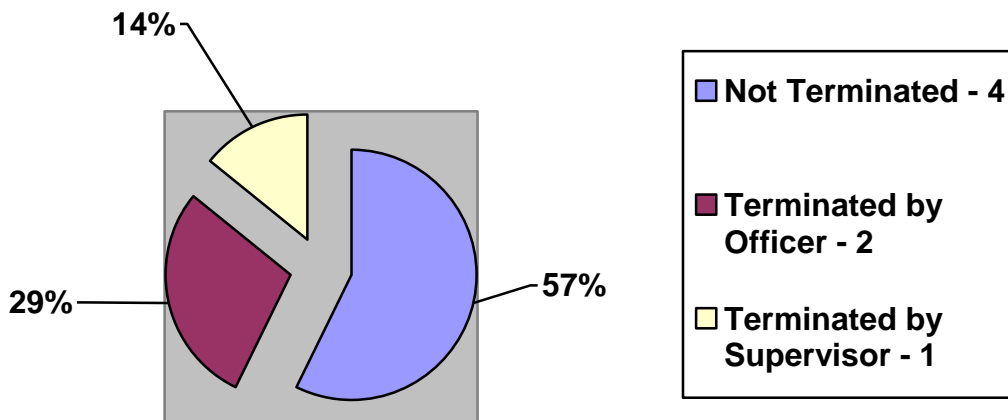
Pursuits Terminated:

Raw data extracted from the database for the First Quarter of 2012 for pursuits terminated with a comparison to the First Quarter 2011:

First Quarter 2012

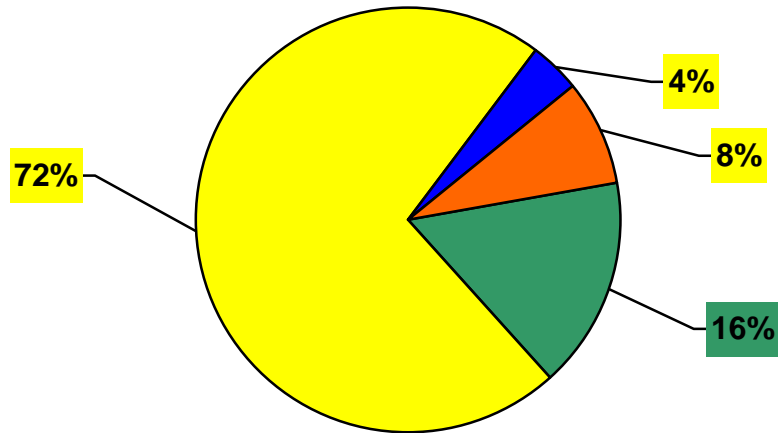


First Quarter 2011



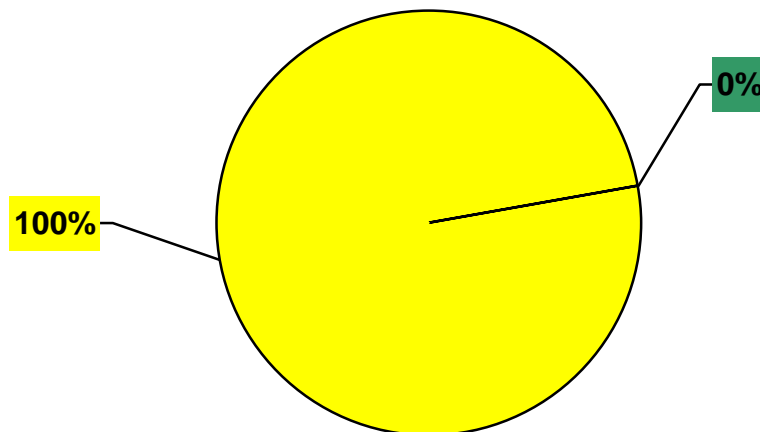
Spike Deployment First Quarter 2012

■ Yes ■ No ■ Effective ■ Not Effective



Spike Deployment First Quarter 2011

■ Yes ■ No



Comparative Statistics of Arrest Made:

First Quarter 2012

First Quarter 2011

Yes – 19

No – 3

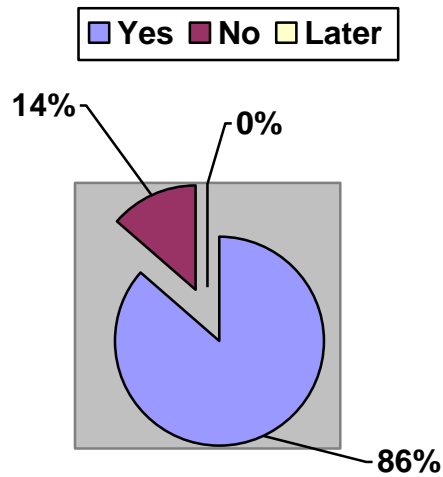
Later – 0

Yes – 5

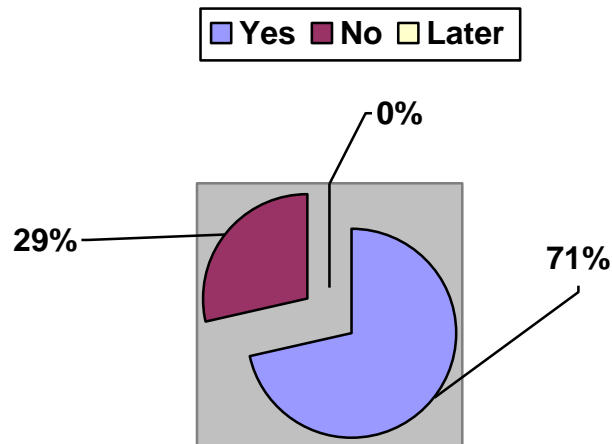
No – 2

Later – 0

Arrest Made First Quarter 2012




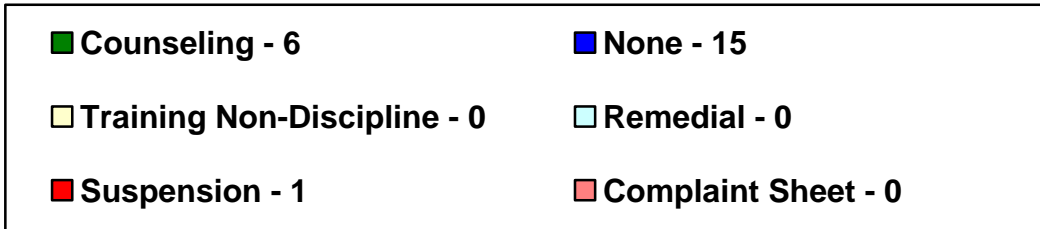
Arrest Made First Quarter 2011



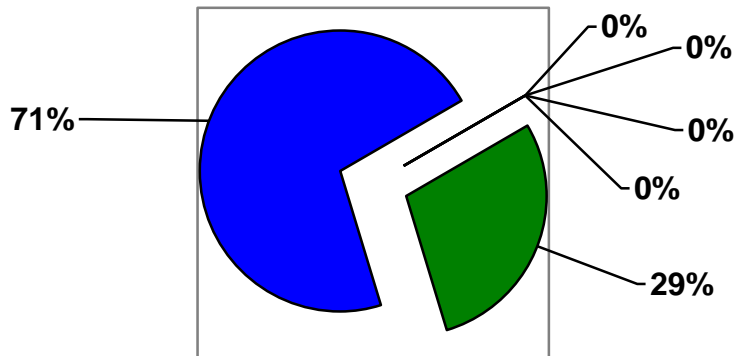

Pursuits Where Disciplinary Action Recommended:

During the First Quarter of 2012, counseling discipline was recommended in (6) or 27% of the pursuits. This is **lower** compared to the First Quarter 2011. In (15), or 68% of the time, no discipline was recommended. This is **lower** compared to the First Quarter 2011. There was (0) 0% incidents of “Training Non-Discipline” this Quarter as compared to (0) 0% incidents in the First Quarter 2011. There was (0) 0% incident of “Remedial” training in the First Quarter as compared to (0) 0% incidents in the First Quarter 2011. There was **(1) suspension** this Quarter (5%) compared to (0) in the First Quarter 2011.

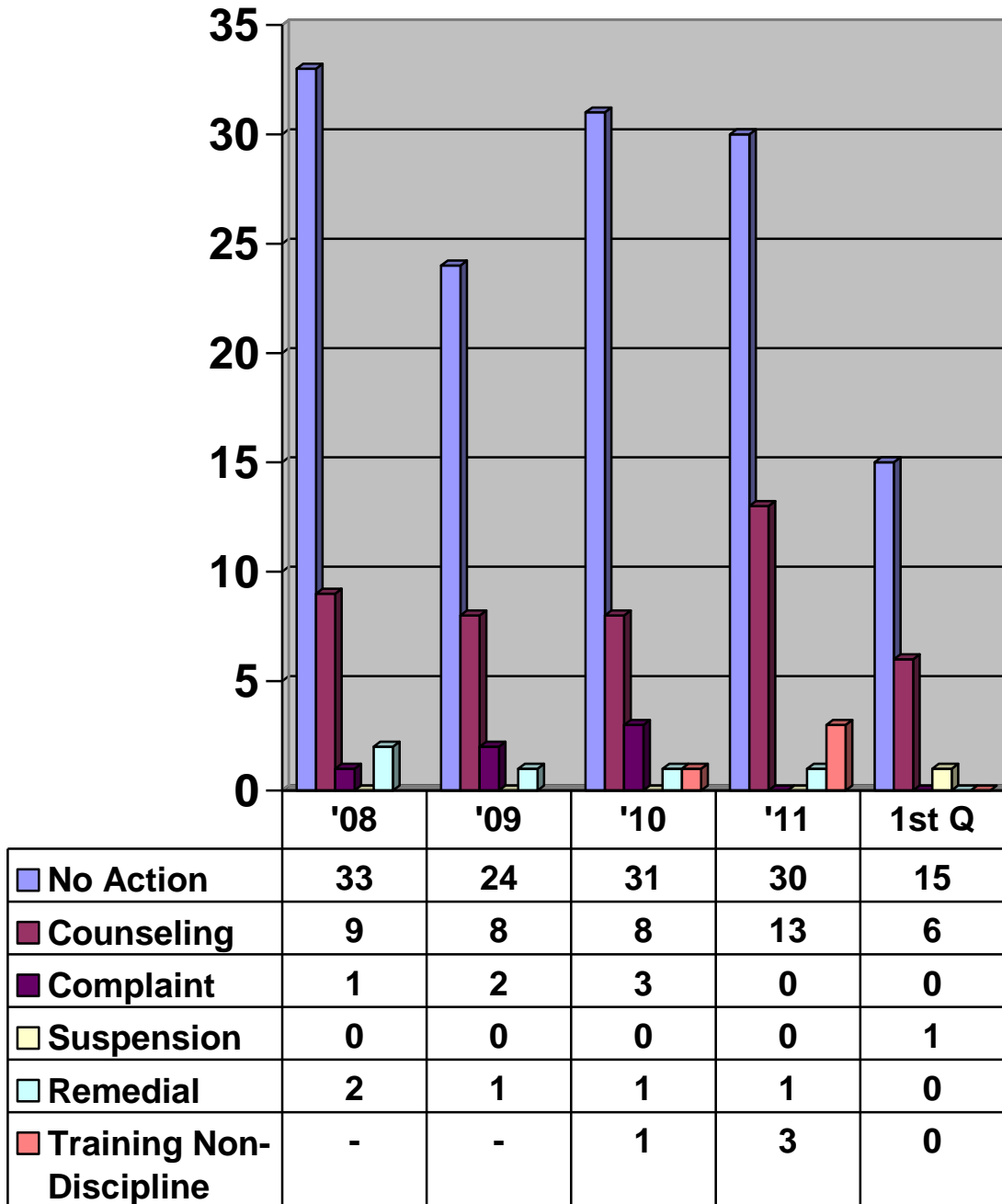
1st Quarter 2012 Discipline Recommended



1st Quarter 2011 Discipline Recommended



Yearly Comparative Table Showing Types of Discipline Taken vs. First Quarter Statistics



Previous Years' 1st Quarter Pursuits Policy Adhered to vs. First Quarter 2012 Pursuits

